

Cubus Direct / Indirect



* Code example / Kod örneği:

102.LL.19159.1135.049.830.01

- 1- Product code / Armatür kodu
- 2- Length / Uzunluk
- 3- Power / Güç
- 4- CRI / Kelvin
- 5- Colour / Ürün renk
- 6- Control type / Kontrol tipi

Suspension Wire

Sarkıtma Teli



Suspension Profile

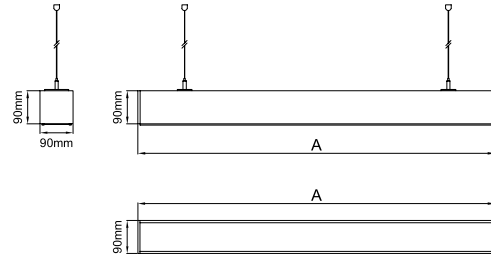
Sarkıtma Teli Bağlantı Profili



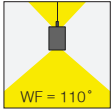
5 / Product Color / Ürün Renk



Technical Drawing / Teknik Çizim



Beam Angle / Işık Açısı









Product Data / Armatür Data	
Item No / Ürün Kod	102.LL.19159.1135.034.830.01
Family Name / Aile Adı	Cubus
Material / Malzeme	Aluminium Profile / Alüminyum Profil
Form / Biçim	Linear / Lineer
Profile Width / Profil Geniřliđi	90mm
Profile Height / Profil Yüksekliđi	90mm
Installation Type / Kurulum Türü	Suspendant / Sarkıt
Efficiency / Verimlilik	>99lm/W
CRI	80
Light Distribution / Işık Dağılımı	Symmetric Wide Flood / Simetrik Geniş Açılı
Protection Rating / Koruma Sınıfı	20
Lifetime / Armatür Ömrü	L70 / B50 50000 h
Optic / Optik	Opal Diffuser / Opal Pleksi
Alternative Diffuser UGR<19	Microprismatic / Mikroprizmatik

Cubus Direct / Indirect

Cubus Direct / Indirect / 102.LL.19159

Lenght / Uzunluk (A)	CRI	Order Code / Sipariş Kodu	Kelvin	20W 250mA lm ↓	10W 250mA lm ↑	27W 350mA lm ↓	12W 350mA lm ↑
855mm	CRI>80	102.LL.19159 . (...) . (...) . (...) . (...)	2700K	1802	831	2420	1081
			3000K	1860	858	2497	1116
			3500K	1839	871	2536	1133
			4000K	1961	905	2633	1177
			5000K	1990	918	2671	1194
	CRI>90	102.LL.19159 . (...) . (...) . (...) . (...)	2700K	1514	698	2032	908
			3000K	1557	718	2091	934
			3500K	1586	732	2129	952
			4000K	1643	758	2207	986
Lenght / Uzunluk (A)	CRI	Order Code / Sipariş Kodu	Kelvin	24W 250mA lm ↓	12W 250mA lm ↑	34W 350mA lm ↓	15W 350mA lm ↑
1135mm	CRI>80	102.LL.19159 . (...) . (...) . (...) . (...)	2700K	2191	1009	3079	1365
			3000K	2261	1041	3177	1408
			3500K	2296	1057	3227	1430
			4000K	2384	1098	3350	1485
			5000K	2419	1114	3399	1506
	CRI>90	102.LL.19159 . (...) . (...) . (...) . (...)	2700K	1840	847	2586	1146
			3000K	1893	872	2661	1179
			3500K	1928	888	2709	1201
			4000K	1998	920	2808	1244
Lenght / Uzunluk (A)	CRI	Order Code / Sipariş Kodu	Kelvin	30W 250mA lm ↓	14W 250mA lm ↑	43W 350mA lm ↓	20W 350mA lm ↑
1415mm	CRI>80	102.LL.19159 . (...) . (...) . (...) . (...)	2700K	2798	1202	3968	1856
			3000K	2888	1240	4095	1916
			3500K	2935	1259	4159	1945
			4000K	3045	1308	4318	2020
			5000K	3090	1327	4380	2049
	CRI>90	102.LL.19159 . (...) . (...) . (...) . (...)	2700K	2351	1009	3332	1559
			3000K	2418	1038	3429	1604
			3500K	2463	1058	3491	1633
			4000K	2552	1096	3619	1693
Lenght / Uzunluk (A)	CRI	Order Code / Sipariş Kodu	Kelvin	36W 250mA lm ↓	17W 250mA lm ↑	51W 350mA lm ↓	24W 350mA lm ↑
1695mm	CRI>80	102.LL.19159 . (...) . (...) . (...) . (...)	2700K	3430	1490	4843	2272
			3000K	3540	1538	4997	2344
			3500K	3595	1562	5075	2381
			4000K	3732	1622	5269	2472
			5000K	3787	1646	5345	2508
	CRI>90	102.LL.19159 . (...) . (...) . (...) . (...)	2700K	2881	1252	4066	1908
			3000K	2963	1288	4184	1963
			3500K	3018	1312	4260	1999
			4000K	3128	1359	4416	2072
Lenght / Uzunluk (A)	CRI	Order Code / Sipariş Kodu	Kelvin	42W 250mA lm ↓	20W 250mA lm ↑	59W 350mA lm ↓	28W 350mA lm ↑
1975mm	CRI>80	102.LL.19159 . (...) . (...) . (...) . (...)	2700K	4085	1791	5731	2677
			3000K	4216	1848	5914	2763
			3500K	4281	1877	6006	2806
			4000K	4445	1949	6236	2913
			5000K	4510	1977	6326	2956
	CRI>90	102.LL.19159 . (...) . (...) . (...) . (...)	2700K	3431	1504	4812	2249
			3000K	3530	1547	4952	2313
			3500K	3595	1576	5042	2356
			4000K	3726	1633	5227	2441

2	Lenght / Uzunluk (A)	3	Watt - Driving Current / Watt - Sürüş Akımı	4		5	Product Color / Ürün Renk	
				CRI / Kelvin				
Complete Code / Komple Kod	855mm	30W 39W	20W (Direct) 10W (Indirect)- 250mA 27W (Direct) 12W (Indirect)- 350mA	827	CRI>80 - 2700K	927	CRI>90 - 2700K	 01 white
	1135mm	36W 49W	24W (Direct) 12W (Indirect)- 250mA 34W (Direct) 15W (Indirect)- 350mA	830	CRI>80 - 3000K	930	CRI>90 - 3000K	 02 ral 9010
	1415mm	44W 63W	30W (Direct) 14W (Indirect)- 250mA 43W (Direct) 20W (Indirect)- 350mA	835	CRI>80 - 3500K	935	CRI>90 - 3500K	 03 black
	1695mm	53W 75W	36W (Direct) 17W (Indirect)- 250mA 51W (Direct) 24W (Indirect)- 350mA	840	CRI>80 - 4000K	940	CRI>90 - 4000K	 04 gray
	1975mm	62W 87W	42W (Direct) 20W (Indirect)- 250mA 59W (Direct) 28W (Indirect)- 350mA	850	CRI>80 - 5000K			 05 dark gray
							 06 special color	