

Spade / I02.LL.19794

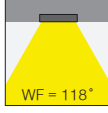


Lenght / Uzunluk (A)	CRI	Order Code / Sipariş Kodu	Kelvin	34W 900mA lm	40W 1050mA lm
595x595mm	CRI>80	I02.LL.19794 . (...) . (...) . (...) . (...)	2700K	4522	5187
			3000K	4692	5382
			3500K	4948	5676
			4000K	5119	5930
			5000K	5170	5872
CRI>90	I02.LL.19794 . (...) . (...) . (...) . (...)	2700K	3992	4580	
		3000K	4010	4600	
		3500K	4095	4697	
		4000K	4180	4795	

* Code example / Kod örneği:

I02.LL.19794 . 040 . 830 . 01 . V1
 1 2 3 4 5

- 1- Product code / Armatür kodu
- 2- Power / Güç
- 3- CRI / Kelvin
- 4- Colour / Ürün renk
- 5- Ceiling Type / Tavan tipi
- 6- Control type / Kontrol tipi



Spade / I02.LL.19894

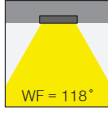


Lenght / Uzunluk (A)	CRI	Order Code / Sipariş Kodu	Kelvin	34W 900mA lm	40W 1050mA lm
595x595mm	CRI>80	I02.LL.19894 . (...) . (...) . (...) . (...)	2700K	4522	5187
			3000K	4692	5382
			3500K	4948	5676
			4000K	5119	5930
			5000K	5170	5872
CRI>90	I02.LL.19894 . (...) . (...) . (...) . (...)	2700K	3992	4580	
		3000K	4010	4600	
		3500K	4095	4697	
		4000K	4180	4795	

* Code example / Kod örneği:

I02.LL.19894 . 040 . 830 . 01 . V1
 1 2 3 4 5

- 1- Product code / Armatür kodu
- 2- Power / Güç
- 3- CRI / Kelvin
- 4- Colour / Ürün renk
- 5- Ceiling Type / Tavan tipi
- 6- Control type / Kontrol tipi



Spade / I02.LL.19893

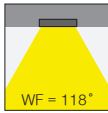


Lenght / Uzunluk (A)	CRI	Order Code / Sipariş Kodu	Kelvin	23W 600mA lm	30W 800mA lm
595x595mm	CRI>80	I02.LL.19893 . (...) . (...) . (...) . (...)	2700K	3061	3980
			3000K	3177	4130
			3500K	3350	4355
			4000K	3466	4506
			5000K	3500	4551
CRI>90	I02.LL.19893 . (...) . (...) . (...) . (...)	2700K	2703	3514	
		3000K	2715	3530	
		3500K	2772	3604	
		4000K	2830	3680	

* Code example / Kod örneği:

I02.LL.19893 . 030 . 830 . 01 . V1
 1 2 3 4 5

- 1- Product code / Armatür kodu
- 2- Power / Güç
- 3- CRI / Kelvin
- 4- Colour / Ürün renk
- 5- Ceiling Type / Tavan tipi
- 6- Control type / Kontrol tipi




Lenght / Uzunluk (A)	2	Watt - Driving Current / Watt - Sürüş Akımı	3		4	Product Color / Ürün Renk			
			CRI / Kelvin						
595x595mm	34W 40W	34W (Direct) - 900mA	827	CRI>80 - 2700K	927	CRI>90 - 2700K	01	white	
		40W (Direct) - 1050mA					02	ral 9010	
	23W 30W	23W (Direct) - 600mA	830	CRI>80 - 3000K	930	CRI>90 - 3000K	03	black	
							30W (Direct) - 800mA	04	gray
				835	CRI>80 - 3500K	935	CRI>90 - 3500K	05	dark gray
								06	special color
			840	CRI>80 - 4000K	940	CRI>90 - 4000K			
			850	CRI>80 - 5000K					

Spade


5- Modular Ceiling / Taşyünü Asma Tavan



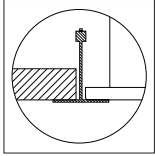
Ordering Code : I02.LL.19794.V1



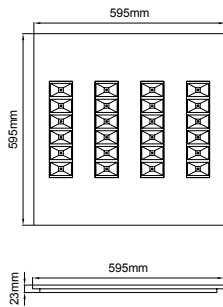
Ordering Code : I02.LL.19894.V1




Ordering Code : I02.LL.19893.V1




Product Technical Drawing / Ürün Teknik Çizimi




5- Gypsum Ceiling / Alçı Tavan



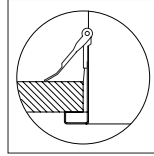
Ordering Code : I02.LL.19794.V2



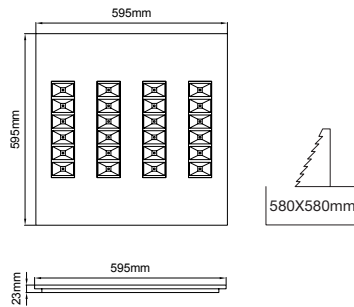
Ordering Code : I02.LL.19894.V2



Ordering Code : I02.LL.19893.V2



Product Technical Drawing / Ürün Teknik Çizimi



Super slim design with only 23mm depth.
Sadece 23mm derinliğe sahip süper ince gövde yapısı.