


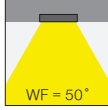
## Vale / 102.LL.19912



\* Code example / Kod örneği:


102.LL.19912 . 038 . 830 . 01 . V1  
1 2 3 4 5

- 1- Product code / Armatür kodu
- 2- Power / Güç
- 3- CRI / Kelvin
- 4- Colour / Ürün renk
- 5- Ceiling Type / Tavan tipi
- 6- Control type / Kontrol tipi



Lenght / Uzunluk (A)	CRI	Order Code / Sipariş Kodu	Kelvin	32.5W 900mA lm	38W 1050mA lm
595x595mm	CRI>80	102.LL.19912 . (...) . (...) . (...) . (...)	2700K	3758	4259
			3000K	3838	4349
			3500K	3912	4434
			4000K	3998	4531
			5000K	4397	4984
595x595mm	CRI>90	102.LL.19912 . (...) . (...) . (...) . (...)	2700K	3278	3715
			3000K	3318	3760
			3500K	3358	3806
			4000K	3398	3851

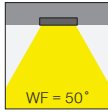
## Vale / 102.LL.19909



\* Code example / Kod örneği:

102.LL.19909 . 030 . 830 . 01 . V1  
1 2 3 4 5

- 1- Product code / Armatür kodu
- 2- Power / Güç
- 3- CRI / Kelvin
- 4- Colour / Ürün renk
- 5- Ceiling Type / Tavan tipi
- 6- Control type / Kontrol tipi



Lenght / Uzunluk (A)	CRI	Order Code / Sipariş Kodu	Kelvin	22.5W 600mA lm	30W 800mA lm
595x595mm	CRI>80	102.LL.19909 . (...) . (...) . (...) . (...)	2700K	2601	3415
			3000K	2657	3488
			3500K	2708	3556
			4000K	2768	3634
			5000K	3044	3997
595x595mm	CRI>90	102.LL.19909 . (...) . (...) . (...) . (...)	2700K	2269	2979
			3000K	2297	3016
			3500K	2325	3052
			4000K	2352	3088

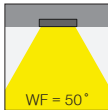
## Vale / 102.LL.19906



\* Code example / Kod örneği:

102.LL.19906 . 020 . 830 . 01 . V1  
1 2 3 4 5


- 1- Product code / Armatür kodu
- 2- Power / Güç
- 3- CRI / Kelvin
- 4- Colour / Ürün renk
- 5- Ceiling Type / Tavan tipi
- 6- Control type / Kontrol tipi




Lenght / Uzunluk (A)	CRI	Order Code / Sipariş Kodu	Kelvin	14W 350mA lm	20.5W 500mA lm
595x595mm	CRI>80	102.LL.19906 . (...) . (...) . (...) . (...)	2700K	1590	2259
			3000K	1624	2307
			3500K	1655	2352
			4000K	1692	2404
			5000K	1861	2644
595x595mm	CRI>90	102.LL.19906 . (...) . (...) . (...) . (...)	2700K	1387	1971
			3000K	1404	1995
			3500K	1421	2019
			4000K	1438	2043

Lenght / Uzunluk (A)	2 Watt - Driving Current / Watt - Sürüş Akımı		3 CRI / Kelvin		4 Product Color / Ürün Renk	
	595x595mm	32.5W 38W	32.5W (Direct) - 900mA 38W (Direct) - 1050mA	827 CRI>80 - 2700K	927 CRI>90 - 2700K	01 white
	22.5W 30W	22.5W (Direct) - 600mA 30W (Direct) - 800mA	830 CRI>80 - 3000K	930 CRI>90 - 3000K	02 ral 9010	
	14W 20.5W	14W (Direct) - 350mA 20.5W (Direct) - 500mA	835 CRI>80 - 3500K	935 CRI>90 - 3500K	03 black	
			840 CRI>80 - 4000K	940 CRI>90 - 4000K	04 gray	
			850 CRI>80 - 5000K		05 dark gray	
					06 special color	


## 6- Modular Ceiling / Taşyünü Asma Tavan



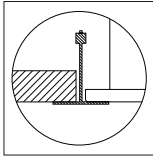
Ordering Code : I02.LL.19912.V1



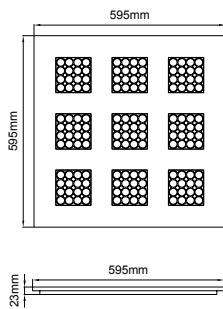
Ordering Code : I02.LL.19909.V1




Ordering Code : I02.LL.19906.V1




## Product Technical Drawing / Ürün Teknik Çizimi




## 6- Gypsum Ceiling / Alçı Tavan



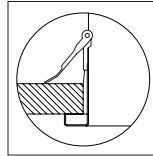
Ordering Code : I02.LL.19912.V2



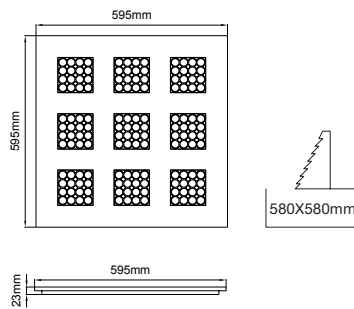
Ordering Code : I02.LL.19909.V2



Ordering Code : I02.LL.19906.V2



## Product Technical Drawing / Ürün Teknik Çizimi



Super slim design with only 23mm depth.  
Sadece 23mm derinliğe sahip süper ince gövde yapısı.