

Kupa / 102.LL.19750



* Code example / Kod örneği:

102.LL.19750 . 042 . 830 . 01 . V1
 1 2 3 4 5

- 1- Product code / Armatür kodu
- 2- Power / Güç
- 3- CRI / Kelvin
- 4- Colour / Ürün renk
- 5- Ceiling Type / Tavan tipi
- 6- Control type / Kontrol tipi

Lenght / Uzunluk (A)	CRI	Order Code / Sipariş Kodu	Kelvin	42W 1050mA lm
595x595mm	CRI>80	102.LL.19750 . (...) . (...) . (...) . (...)	2700K	2586
			3000K	2669
			3500K	2710
			4000K	2814
			5000K	2855
595x595mm	CRI>90	102.LL.19750 . (...) . (...) . (...) . (...)	2700K	2172
			3000K	2234
			3500K	2276
			4000K	2358

Kupa / 102.LL.19751



* Code example / Kod örneği:

102.LL.19751 . 030 . 830 . 01 . V1
 1 2 3 4 5

- 1- Product code / Armatür kodu
- 2- Power / Güç
- 3- CRI / Kelvin
- 4- Colour / Ürün renk
- 5- Ceiling Type / Tavan tipi
- 6- Control type / Kontrol tipi

Lenght / Uzunluk (A)	CRI	Order Code / Sipariş Kodu	Kelvin	30W 700mA lm
595x595mm	CRI>80	102.LL.19751 . (...) . (...) . (...) . (...)	2700K	1797
			3000K	1855
			3500K	1889
			4000K	1956
			5000K	1984
595x595mm	CRI>90	102.LL.19751 . (...) . (...) . (...) . (...)	2700K	1510
			3000K	1553
			3500K	1582
			4000K	1639

Kupa / 102.LL.19752



* Code example / Kod örneği:

102.LL.19752 . 020 . 830 . 01 . V1
 1 2 3 4 5

- 1- Product code / Armatür kodu
- 2- Power / Güç
- 3- CRI / Kelvin
- 4- Colour / Ürün renk
- 5- Ceiling Type / Tavan tipi
- 6- Control type / Kontrol tipi

Lenght / Uzunluk (A)	CRI	Order Code / Sipariş Kodu	Kelvin	20W 500mA lm
595x595mm	CRI>80	102.LL.19752 . (...) . (...) . (...) . (...)	2700K	1176
			3000K	1214
			3500K	1233
			4000K	1280
			5000K	1298
595x595mm	CRI>90	102.LL.19752 . (...) . (...) . (...) . (...)	2700K	988
			3000K	1016
			3500K	1035
			4000K	1073

Lenght / Uzunluk (A)	2	Watt - Driving Current / Watt - Sürüş Akımı	3		4	Product Color / Ürün Renk
			CRI / Kelvin			
595x595mm	42W	42W (Direct) - 1050mA	827 CRI>80 - 2700K	927 CRI>90 - 2700K	01	white
595x595mm	30W	30W (Direct) - 700mA	830 CRI>80 - 3000K	930 CRI>90 - 3000K	02	ral 9010
595x595mm	20W	20W (Direct) - 500mA	835 CRI>80 - 3500K	935 CRI>90 - 3500K	03	black
			840 CRI>80 - 4000K	940 CRI>90 - 4000K	04	gray
			850 CRI>80 - 5000K		05	dark gray
					06	special color

5- Modular Ceiling / Taşyünü Asma Tavan



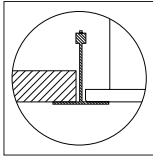
Ordering Code : I02.LL.19750.V1



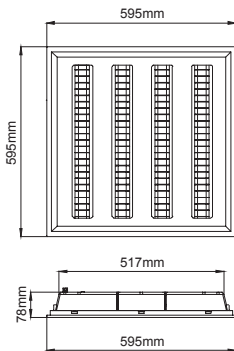
Ordering Code : I02.LL.19751.V1



Ordering Code : I02.LL.19752.V1



Product Technical Drawing / Ürün Teknik Çizimi



5- Gypsum Ceiling / Alçı Tavan



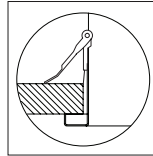
Ordering Code : I02.LL.19750.V2



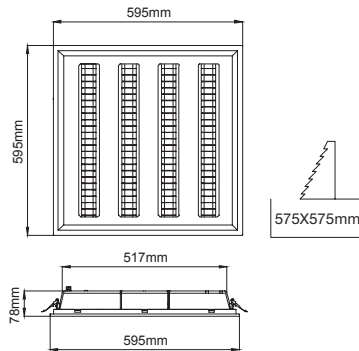
Ordering Code : I02.LL.19751.V2



Ordering Code : I02.LL.19752.V2



Product Technical Drawing / Ürün Teknik Çizimi



5- Clip-in Ceiling / Clipin Tavan



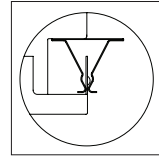
Ordering Code : I02.LL.19750.V3



Ordering Code : I02.LL.19751.V3



Ordering Code : I02.LL.19752.V3



Product Technical Drawing / Ürün Teknik Çizimi

