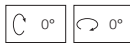


# Slimline



## 5 / Product Color / Ürün Renk



WHITE = 01



Ral 9010 = 02



BLACK = 03



GRAY = 04

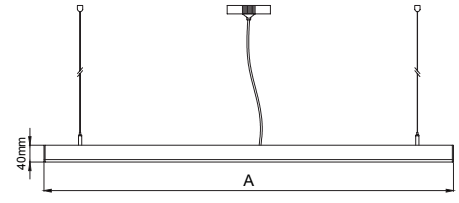
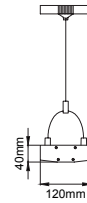


DARK GRAY = 05

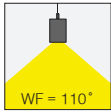


SPECIAL COLOR = 06


## Technical Drawing / Teknik Çizim



## Beam Angle / Işık Açısı



## Slimline / 102.LL.19110



\* Code example / Kod örneği:

102.LL.19110.1136.048.830.01

Suspension Wire  
Sarkıtma Teli

Suspension Profile  
Sarkıtma Teli Bağlantı Profili



Lenght / Uzunluk (A)	CRI	Order Code / Sipariş Kodu	Kelvin	1136mm 48W 250mA lm	1415mm 60W 250mA lm	1696mm 72W 250mA lm
1136mm - 48W 1415mm - 60W 1696mm - 72W	CRI>80	102.LL.19110.(...).(....).(....)	2700K	4186	5294	6460
			3000K	4319	5463	6666
			3500K	4386	5548	6770
			4000K	4554	5760	7028
			5000K	4621	5845	7132
	CRI>90	102.LL.19110.(...).(....).(....)	2700K	3516	4447	5426
			3000K	3616	4574	5581
			3500K	3683	4659	5684
			4000K	3817	4828	5891

Complete Code / Komple Kod (...)/	2	Lenght / Uzunluk (A)	3	Watt - Driving Current / Watt - Sürüş Akımı	4		CRI / Kelvin	5	Product Color / Ürün Renk	
		1136mm	48W	48W (Direct) - 250mA	827	CRI>80 - 2700K	927	CRI>90 - 2700K	01	white
		1415mm	60W	60W (Direct) - 250mA	830	CRI>80 - 3000K	930	CRI>90 - 3000K	02	ral 9010
		1696mm	72W	72W (Direct) - 250mA	835	CRI>80 - 3500K	935	CRI>90 - 3500K	03	black
	840				CRI>80 - 4000K	940	CRI>90 - 4000K	04	gray	
				850	CRI>80 - 5000K			05	dark gray	
								06	special color	