


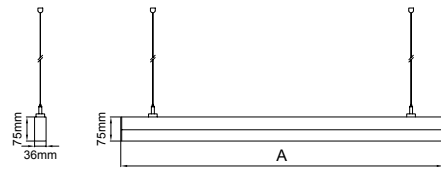
CUBICLINE Linea Led




5 / Product Color / Ürün Renk



Technical Drawing / Teknik Çizim



Beam Angle / Işık Açısı



Product Data / Armatür Data	
Item No / Ürün Kod	I02.LL.19445.1145.034.830.01
Family Name / Aile Adı	Cubicline
Material / Malzeme	Aluminium / Alüminyum
Form / Biçim	Linear / Lineer
Profile Width / Profil Geniřlięi	36mm
Profile Height / Profil Yükseklięi	75mm
Installation Type / Kurulum Türü	Suspendant / Sarkit
Efficiency / Verimlilik	>109lm/W
CRI	80
Light Distribution / Işık Daęılımı	Symmetric Wide Flood / Simetrik Geniş Açılı
Protection Rating / Koruma Sınıfı	20
Lifetime / Armatür Ömrü	L70 / B50 50000 h
Optic / Optik	Opal Diffuser / Opal Pleksi

Cubicline Suspendant

Cubicline Suspendant / I02.LL.19445



* Code example / Kod örneği:

I02.LL.19445 . 1145 . 034 . 830 . 01
 1 2 3 4 5

- 1- Product code / Armatür kodu
- 2- Length / Uzunluk
- 3- Power / Güç
- 4- CRI / Kelvin
- 5- Colour / Ürün renk
- 6- Control type / Kontrol tipi

Suspension Wire **Suspension Profile**
 Sarkıtma Teli Sarkıtma Teli Bağlantı Profili



Lenght / Uzunluk (A)	CRI	Order Code / Sipariş Kodu	Kelvin	24W 250mA lm	34W 350mA lm
1145mm	CRI>80	I02.LL.19445 . (...) . (...) . (...) . (...)	2700K	2419	3394
			3000K	2496	3502
			3500K	2535	3556
			4000K	2633	3694
			5000K	2670	3746
1145mm	CRI>90	I02.LL.19445 . (...) . (...) . (...) . (...)	2700K	2031	2850
			3000K	2089	2932
			3500K	2128	2986
			4000K	2205	3095
			4000K	2205	3095
Lenght / Uzunluk (A)	CRI	Order Code / Sipariş Kodu	Kelvin	30W 250mA lm	42W 350mA lm
1425mm	CRI>80	I02.LL.19445 . (...) . (...) . (...) . (...)	2700K	3082	4274
			3000K	3180	4410
			3500K	3229	4479
			4000K	3354	4652
			5000K	3401	4717
1425mm	CRI>90	I02.LL.19445 . (...) . (...) . (...) . (...)	2700K	2588	3589
			3000K	2662	3692
			3500K	2712	3761
			4000K	2810	3897
			4000K	2810	3897
Lenght / Uzunluk (A)	CRI	Order Code / Sipariş Kodu	Kelvin	36W 250mA lm	51W 350mA lm
1705mm	CRI>80	I02.LL.19445 . (...) . (...) . (...) . (...)	2700K	3768	5289
			3000K	3888	5457
			3500K	3949	5542
			4000K	4101	5756
			5000K	4159	5837
1705mm	CRI>90	I02.LL.19445 . (...) . (...) . (...) . (...)	2700K	3164	4442
			3000K	3255	4569
			3500K	3316	4654
			4000K	3436	4822
			4000K	3436	4822
Lenght / Uzunluk (A)	CRI	Order Code / Sipariş Kodu	Kelvin	42W 250mA lm	59W 350mA lm
1985mm	CRI>80	I02.LL.19445 . (...) . (...) . (...) . (...)	2700K	4478	6233
			3000K	4620	6431
			3500K	4692	6531
			4000K	4873	6784
			5000K	4942	6879
1985mm	CRI>90	I02.LL.19445 . (...) . (...) . (...) . (...)	2700K	3760	5234
			3000K	3868	5384
			3500K	3940	5485
			4000K	4083	5683
			4000K	4083	5683

2	Lenght / Uzunluk (A)	3	Watt - Driving Current / Watt - Sürüş Akımı	4		5	Product Color / Ürün Renk
				CRI / Kelvin	CRI / Kelvin		
1145mm	24W 34W	24W (Direct) - 250mA 34W (Direct) - 350mA	827	CRI>80 - 2700K	927	CRI>90 - 2700K	01 white
							02 ral 9010
1425mm	30W 42W	30W (Direct) - 250mA 42W (Direct) - 350mA	830	CRI>80 - 3000K	930	CRI>90 - 3000K	03 black
							04 gray
1705mm	36W 51W	36W (Direct) - 250mA 51W (Direct) - 350mA	835	CRI>80 - 3500K	935	CRI>90 - 3500K	05 dark gray
							06 special color
1985mm	42W 59W	42W (Direct) - 250mA 59W (Direct) - 350mA	840	CRI>80 - 4000K	940	CRI>90 - 4000K	
				850			