

* Code example / Kod örneği:

102.LL.19915 . 1180 . 015 . 830 . 01

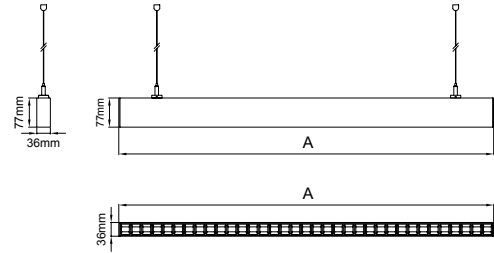
- 1- Product code / Armatür kodu
- 2- Length / Uzunluk
- 3- Power / Güç
- 4- CRI / Kelvin
- 5- Colour / Ürün renk
- 6- Control type / Kontrol tipi



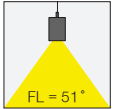
5 / Product Color / Ürün Renk



Technical Drawing / Teknik Çizim



Beam Angle / Işık Açısı



* See page 0 for ldt files. / Işık eğrileri için sayfa 0 bakınız.

Product Data / Armatür Data	
Item No / Ürün Kod	102.LL.19915.1180.015.830.01
Family Name / Aile Adı	Blade
Material / Malzeme	Aluminium / Alüminyum
Form / Biçim	Linear / Lineer
Profile Width / Profil Geniřlięi	36mm
Profile Height / Profil Yükseklięi	77mm
Installation Type / Kurulum Türü	Suspendant / Sarkit
Efficiency / Verimlilik	>102lm/W
CRI	80
Light Distribution / Işık Dağılımı	Symmetric Wide Flood / Simetrik Geniş Açılı
Protection Rating / Koruma Sınıfı	20
Lifetime / Armatür Ömrü	L70 / B50 50000 h
Optic / Optik	Opal Diffuser / Opal Pleksi
Optic / Optik	Lens Optic / Lens Optik
UGR	<14

Blade Suspendant / I02.LL.19915



* Code example / Kod örneği:


I02.LL.19915 . 1180 . 015 . 830 . 01
 1 2 3 4 5

Suspension Wire / Sarkıtma Teli
Suspension Profile / Sarkıtma Teli Bađlantı Profili



Lenght / Uzunluk (A)	CRI	Order Code / Sipariř Kodu	Kelvin	11W 250mA lm	15W 350mA lm
1180mm	CRI>80	I02.LL.19915 . (...) . (...) . (...) . (...)	2700K	1192	1365
			3000K	1230	1408
			3500K	1249	1430
			4000K	1297	1485
			5000K	1316	1506
CRI>90	I02.LL.19915 . (...) . (...) . (...) . (...)	2700K	1001	1146	
		3000K	1030	1179	
		3500K	1049	1201	
		4000K	1087	1244	

Blade Surface Mounted / I02.LL.19916



* Code example / Kod örneği:


I02.LL.19916 . 1180 . 015 . 830 . 01
 1 2 3 4 5

Surface Mounting Profile / Sıvaüstü Montaj Profili



Lenght / Uzunluk (A)	CRI	Order Code / Sipariř Kodu	Kelvin	11W 250mA lm	15W 350mA lm
1180mm	CRI>80	I02.LL.19916 . (...) . (...) . (...) . (...)	2700K	1192	1365
			3000K	1230	1408
			3500K	1249	1430
			4000K	1297	1485
			5000K	1316	1506
CRI>90	I02.LL.19916 . (...) . (...) . (...) . (...)	2700K	1001	1146	
		3000K	1030	1179	
		3500K	1049	1201	
		4000K	1087	1244	

Blade Track Mounted / I02.LL.19917



* Code example / Kod örneği:

I02.LL.19917 . 1180 . 015 . 830 . 01
 1 2 3 4 5

Track Adaptor / Ray Soketi



Lenght / Uzunluk (A)	CRI	Order Code / Sipariř Kodu	Kelvin	11W 250mA lm	15W 350mA lm
1180mm	CRI>80	I02.LL.19917 . (...) . (...) . (...) . (...)	2700K	1192	1365
			3000K	1230	1408
			3500K	1249	1430
			4000K	1297	1485
			5000K	1316	1506
CRI>90	I02.LL.19917 . (...) . (...) . (...) . (...)	2700K	1001	1146	
		3000K	1030	1179	
		3500K	1049	1201	
		4000K	1087	1244	

2	Lenght / Uzunluk (A)	3	Watt - Driving Current / Watt - Sürüş Akımı	4		5	Product Color / Ürün Renk	
				CRI / Kelvin				
1180mm	11W 15W	11W (Direct) - 250mA 15W (Direct) - 350mA	827	CRI>80 - 2700K	927	CRI>90 - 2700K	01	white
			830	CRI>80 - 3000K	930	CRI>90 - 3000K	02	ral 9010
			835	CRI>80 - 3500K	935	CRI>90 - 3500K	03	black
			840	CRI>80 - 4000K	940	CRI>90 - 4000K	04	gray
			850	CRI>80 - 5000K			05	dark gray
						06	special color	