



Pars Line Recessed



* Code example / Kod örneği:

102.LL.19905.0626.032.030.830.01
1 2 3 4 5 6


- 1- Product code / Armatür kodu
- 2- Length / Uzunluk
- 3- Power / Güç
- 4- Beam Angle / Işık Açısı
- 5- CRI / Kelvin
- 6- Colour / Ürün renk
- 7- Control type / Kontrol tipi



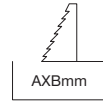
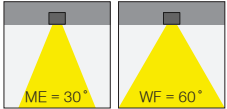
6 / Product Color / Ürün Renk



Technical Drawing / Teknik Çizim



4 / Beam Angle / Işık Açısı















Product Data / Armatür Data	
Item No / Ürün Kod	102.LL.19905.0626.032.030.830.01
Family Name / Aile Adı	Pars Line Recessed
Material / Malzeme	Aluminium Profile / Alüminyum Profil
Form / Biçim	Linear / Lineer
Profile Width / Profil Geniřliđi	61mm
Profile Height / Profil Yüksekliđi	66mm
Installation Type / Kurulum Türü	Recessed / AnkaŖte
Efficiency / Verimlilik	>109lm/W
CRI	80
Light Distribution / Işık Dağılımı	Symmetric Medium and Wide Flood / Simetrik Orta ve Geniř Açı
Protection Rating / Koruma Sınıfı	44
Lifetime / Armatür Ömrü	L70 / B50 50000 h
Optic / Optik	Lens Optic / Lens Optik

Pars Line Recessed

Pars Line Recessed / 102.LL.19905

Lenght / Uzunluk (A)	CRI	Order Code / Sipariş Kodu	Kelvin	17W 250mA lm	23W 350mA lm	32W 500mA lm
637mm	CRI>80	102.LL.19905 . (...) . (...) . (...) . (...)	2700K	1729	2390	3257
			3000K	1784	2466	3362
			3500K	1819	2515	3428
			4000K	1856	2566	3497
			5000K	1912	2644	3603
	CRI>90	102.LL.19905 . (...) . (...) . (...) . (...)	2700K	1607	2222	3029
			3000K	1658	2292	3124
			3500K	1691	2338	3187
			4000K	1726	2387	3253
Lenght / Uzunluk (A)	CRI	Order Code / Sipariş Kodu	Kelvin	20W 250mA lm	28W 350mA lm	39.5W 500mA lm
792mm	CRI>80	102.LL.19905 . (...) . (...) . (...) . (...)	2700K	2161	2988	4072
			3000K	2230	3084	4203
			3500K	2274	3145	4286
			4000K	2320	3208	4372
			5000K	2390	3305	4504
	CRI>90	102.LL.19905 . (...) . (...) . (...) . (...)	2700K	2009	2778	3787
			3000K	2073	2866	3906
			3500K	2114	2923	3984
			4000K	2158	2984	4067
Lenght / Uzunluk (A)	CRI	Order Code / Sipariş Kodu	Kelvin	24W 250mA lm	33.5W 350mA lm	47W 500mA lm
947mm	CRI>80	102.LL.19905 . (...) . (...) . (...) . (...)	2700K	2593	3585	4887
			3000K	2676	3700	5043
			3500K	2729	3773	5143
			4000K	2784	3849	5246
			5000K	2868	3966	5405
	CRI>90	102.LL.19905 . (...) . (...) . (...) . (...)	2700K	2411	3334	4544
			3000K	2487	3439	4687
			3500K	2537	3507	4781
			4000K	2590	3581	4880
Lenght / Uzunluk (A)	CRI	Order Code / Sipariş Kodu	Kelvin	28W 250mA lm	39W 350mA lm	54W 500mA lm
1102mm	CRI>80	102.LL.19905 . (...) . (...) . (...) . (...)	2700K	3111	4300	5865
			3000K	3211	4440	6050
			3500K	3275	4530	6170
			4000K	3340	4620	6295
			5000K	3440	4760	6485
	CRI>90	102.LL.19905 . (...) . (...) . (...) . (...)	2700K	2895	4000	5450
			3000K	2985	4125	5625
			3500K	3045	4200	5735
			4000K	3108	4300	5855

2	Lenght / Uzunluk (A)	Cutout Dimension / Kesim Ölçüsü	3	Watt - Driving Current / Watt - Sürüş Akımı	4	Beam Angle / Işık Açısı	5		6	Product Color / Ürün Renk	
							CRI / Kelvin				
(...)/ Complete Code / Komple Kod	637mm	 51x627mm	17W 23W 32W	17W (Direct) - 250mA 23W (Direct) - 350mA 32W (Direct) - 500mA		ME 30° - Medium	827	CRI>80 - 2700K	927	CRI>90 - 2700K	 01 white
							830	CRI>80 - 3000K	930	CRI>90 - 3000K	 02 ral 9010
	792mm	 51x782mm	20W 28W 39.5W	20W (Direct) - 250mA 28W (Direct) - 350mA 39.5W (Direct) - 500mA		WF 60° - Wide Flood	835	CRI>80 - 3500K	935	CRI>90 - 3500K	 03 black
							840	CRI>80 - 4000K	940	CRI>90 - 4000K	 04 gray
947mm	 51x937mm	24W 33.5W 47W	24W (Direct) - 250mA 33.5W (Direct) - 350mA 47W (Direct) - 500mA			850	CRI>80 - 5000K			 05 dark gray	
										 06 special color	
1102mm	 51x1092mm	28W 39W 54W	28W (Direct) - 250mA 39W (Direct) - 350mA 54W (Direct) - 500mA								