

* Code example / Kod örneği:

102.LL.19060.1150.067.830.01

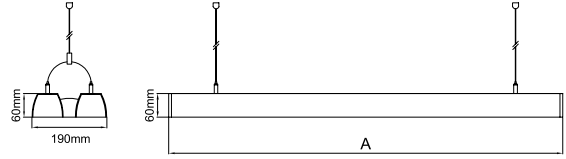
- 1- Product code / Armatür kodu
- 2- Length / Uzunluk
- 3- Power / Güç
- 4- CRI / Kelvin
- 5- Colour / Ürün renk
- 6- Control type / Kontrol tipi



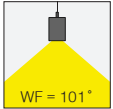
5 / Product Color / Ürün Renk



Technical Drawing / Teknik Çizim




Beam Angle / Işık Açısı



Product Data / Armatür Data	
Item No / Ürün Kod	102.LL.19060.1150.067.830.01
Family Name / Aile Adı	Extrude
Material / Malzeme	Aluminium Profile / Alüminyum Profil
Form / Biçim	Linear / Lineer
Profile Width / Profil Geniřliđi	190mm
Profile Height / Profil Yüksekliđi	60mm
Installation Type / Kurulum Türü	Suspendant, Surface Mounted and Track Mounted / Sarkıt, Sıvaüstü ve Raya Monteli
Efficiency / Verimlilik	>121lm/W
CRI	80
Light Distribution / Işık Dağılımı	Symmetric Wide Flood / Simetrik Geniş Açılı
Protection Rating / Koruma Sınıfı	40
Lifetime / Armatür Ömrü	L70 / B50 50000 h
Optic / Optik	Opal Diffuser / Opal Pleksi

Extrude Suspendant / I02.LL.19060



* Code example / Kod örneği:

I02.LL.19060 . 1150 . 067 . 830 . 01
1 2 3 4 5


Suspension Wire

Sarkıtma Teli



Lenght / Uzunluk (A)	CRI	Order Code / Sipariş Kodu	Kelvin	1150mm 67W 350mA lm	1430mm 84W 350mA lm	1710mm 105W 350mA lm
1150mm - 67W 1430mm - 84W 1710mm - 105W	CRI>80	I02.LL.19060 . (...) . (...) . (...)	2700K	7457	9677	12262
			3000K	7695	9986	12654
			3500K	7815	10141	12850
			4000K	8113	10528	13340
			5000K	8233	10683	13537
	CRI>90	I02.LL.19060 . (...) . (...) . (...)	2700K	6264	8128	10299
			3000K	6443	8361	10594
			3500K	6562	8516	10790
			4000K	6801	8825	11182

Extrude Surface Mounted / I02.LL.19066



* Code example / Kod örneği:

I02.LL.18048 . 1150 . 067 . 830 . 01
1 2 3 4 5


Wadge

Takoz



Lenght / Uzunluk (A)	CRI	Order Code / Sipariş Kodu	Kelvin	1150mm 67W 350mA lm	1430mm 84W 350mA lm	1710mm 105W 350mA lm
1150mm - 67W 1430mm - 84W 1710mm - 105W	CRI>80	I02.LL.19066 . (...) . (...) . (...)	2700K	7457	9677	12262
			3000K	7695	9986	12654
			3500K	7815	10141	12850
			4000K	8113	10528	13340
			5000K	8233	10683	13537
	CRI>90	I02.LL.19066 . (...) . (...) . (...)	2700K	6264	8128	10299
			3000K	6443	8361	10594
			3500K	6562	8516	10790
			4000K	6801	8825	11182

Extrude Track Mounted / I02.LL.19065



* Code example / Kod örneği:

I02.LL.18050 . 1150 . 067 . 830 . 01
1 2 3 4 5

Track Adaptor

Ray Soketi



Lenght / Uzunluk (A)	CRI	Order Code / Sipariş Kodu	Kelvin	1150mm 67W 350mA lm	1430mm 84W 350mA lm	1710mm 105W 350mA lm
1150mm - 67W 1430mm - 84W 1710mm - 105W	CRI>80	I02.LL.19065 . (...) . (...) . (...)	2700K	7457	9677	12262
			3000K	7695	9986	12654
			3500K	7815	10141	12850
			4000K	8113	10528	13340
			5000K	8233	10683	13537
	CRI>90	I02.LL.19065 . (...) . (...) . (...)	2700K	6264	8128	10299
			3000K	6443	8361	10594
			3500K	6562	8516	10790
			4000K	6801	8825	11182

2	Lenght / Uzunluk (A)	3	Watt - Driving Current / Watt - Sürüş Akımı	4		5	Product Color / Ürün Renk	
				CRI / Kelvin				
1150mm	67W	67W (Direct) - 350mA	827	CRI>80 - 2700K	927	CRI>90 - 2700K	01	white
			830	CRI>80 - 3000K	930	CRI>90 - 3000K	02	ral 9010
1430mm	84W	84W (Direct) - 350mA	835	CRI>80 - 3500K	935	CRI>90 - 3500K	03	black
			840	CRI>80 - 4000K	940	CRI>90 - 4000K	04	gray
			850	CRI>80 - 5000K			05	dark gray
1710mm	105W	105W (Direct) - 350mA					06	special color