

* Code example / Kod örneği:

102.LL.19030 . 1150 . 034 . 830 . 01

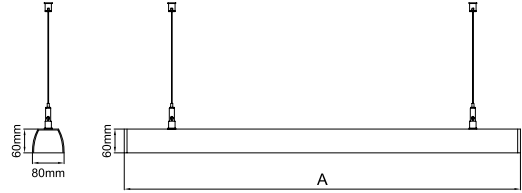
- 1- Product code / Armatür kodu
- 2- Length / Uzunluk
- 3- Power / Güç
- 4- CRI / Kelvin
- 5- Colour / Ürün renk
- 6- Control type / Kontrol tipi



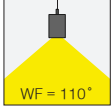
5 / Product Color / Ürün Renk



Technical Drawing / Teknik Çizim




Beam Angle / Işık Açısı



Product Data / Armatür Data	
Item No / Ürün Kod	102.LL.19030.1150.034.830.01
Family Name / Aile Adı	Extrude
Material / Malzeme	Aluminium Profile / Alüminyum Profil
Form / Biçim	Linear / Lineer
Profile Width / Profil Geniřlięi	80mm
Profile Height / Profil Yükseklięi	60mm
Installation Type / Kurulum Türü	Suspending, Surface Mounted and Track Mounted / Sarkıt, Sıvaüstü ve Raya Monteli
Efficiency / Verimlilik	>112lm/W
CRI	80
Light Distribution / Işık Dağılımı	Symmetric Wide Flood / Simetrik Geniş Açılı
Protection Rating / Koruma Sınıfı	40
Lifetime / Armatür Ömrü	L70 / B50 50000 h
Optic / Optik	Opal Diffuser / Opal Pleksi

Extrude Suspendant / I02.LL.19030



* Code example / Kod örneği:


I02.LL.19030 . 1150 . 034 . 830 . 01
 1 2 3 4 5

Suspension Wire
 Sarkıtma Teli



Lenght / Uzunluk (A)	CRI	Order Code / Sipariş Kodu	Kelvin	1150mm 34W 350mA lm	1430mm 43W 350mA lm	1710mm 51W 350mA lm
1150mm - 34W 1430mm - 43W 1710mm - 51W	CRI>80	I02.LL.19030 . (...) . (...) . (...)	2700K	3505	4434	5409
			3000K	3617	4575	5582
			3500K	3674	4647	5670
			4000K	3814	4825	5886
			5000K	3870	4895	5973
	CRI>90	I02.LL.19030 . (...) . (...) . (...)	2700K	2944	3724	4544
			3000K	3029	3831	4675
			3500K	3085	3902	4761
			4000K	3197	4044	4934

Extrude Surface Mounted / I02.LL.19033



* Code example / Kod örneği:


I02.LL.19033 . 1150 . 034 . 830 . 01
 1 2 3 4 5

Wadge
 Takoz



Lenght / Uzunluk (A)	CRI	Order Code / Sipariş Kodu	Kelvin	1150mm 34W 350mA lm	1430mm 43W 350mA lm	1710mm 51W 350mA lm
1150mm - 34W 1430mm - 43W 1710mm - 51W	CRI>80	I02.LL.19033 . (...) . (...) . (...)	2700K	3505	4434	5409
			3000K	3617	4575	5582
			3500K	3674	4647	5670
			4000K	3814	4825	5886
			5000K	3870	4895	5973
	CRI>90	I02.LL.19033 . (...) . (...) . (...)	2700K	2944	3724	4544
			3000K	3029	3831	4675
			3500K	3085	3902	4761
			4000K	3197	4044	4934

Extrude Track Mounted / I02.LL.19035



* Code example / Kod örneği:

I02.LL.19035 . 1150 . 034 . 830 . 01
 1 2 3 4 5

Track Adaptor
 Ray Soketi



Lenght / Uzunluk (A)	CRI	Order Code / Sipariş Kodu	Kelvin	1150mm 34W 350mA lm	1430mm 43W 350mA lm	1710mm 51W 350mA lm
1150mm - 34W 1430mm - 43W 1710mm - 51W	CRI>80	I02.LL.19035 . (...) . (...) . (...)	2700K	3505	4434	5409
			3000K	3617	4575	5582
			3500K	3674	4647	5670
			4000K	3814	4825	5886
			5000K	3870	4895	5973
	CRI>90	I02.LL.19035 . (...) . (...) . (...)	2700K	2944	3724	4544
			3000K	3029	3831	4675
			3500K	3085	3902	4761
			4000K	3197	4044	4934

2	Lenght / Uzunluk (A)	3	Watt - Driving Current / Watt - Sürüş Akımı	4		5	Product Color / Ürün Renk		
				CRI / Kelvin					
	1150mm	34W	34W (Direct) - 350mA	827	CRI>80 - 2700K	927	CRI>90 - 2700K	01	white
				830	CRI>80 - 3000K	930	CRI>90 - 3000K	02	ral 9010
	1430mm	43W	43W (Direct) - 350mA	835	CRI>80 - 3500K	935	CRI>90 - 3500K	03	black
				840	CRI>80 - 4000K	940	CRI>90 - 4000K	04	gray
				850	CRI>80 - 5000K			05	dark gray
1710mm	51W	51W (Direct) - 350mA					06	special color	