


Rood



* Code example / Kod örneği:

102.LL.19214 . 1180 . 035 . 830 . 01

- 1- Product code / Armatür kodu
- 2- Length / Uzunluk
- 3- Power / Güç
- 4- CRI / Kelvin
- 5- Colour / Ürün renk
- 6- Control type / Kontrol tipi

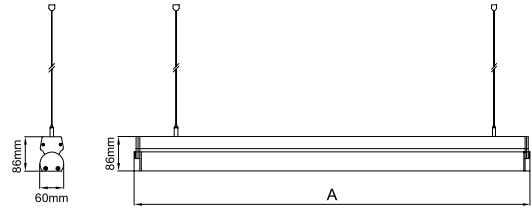
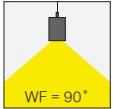


5 / Product Color / Ürün Renk



Technical Drawing / Teknik Çizim

Beam Angle / Işık Açısı



Product Data / Armatür Data	
Item No / Ürün Kod	102.LL.19214.1180.035.830.01
Family Name / Aile Adı	Rood
Material / Malzeme	Aluminium Profile / Alüminyum Profil
Form / Biçim	Linear Movable / Lineer Hareketli
Profile Width / Profil Geniřliđi	60mm
Profile Height / Profil Yüksekliđi	86mm
Installation Type / Kurulum Türü	Suspending, Surface Mounted and Track Mounted / Sarkıt, Sıvaüstü ve Raya Monteli
Efficiency / Verimlilik	>90lm/W
CRI	80
Light Distribution / Işık Dağılımı	Symmetric Wide Flood / Simetrik Geniş Açılı
Protection Rating / Koruma Sınıfı	20
Lifetime / Armatür Ömrü	L70 / B50 50000 h
Optic / Optik	RAL Painted Metal Louver / RAL Boyalı Sac Petekli Lamel

Rood Suspendant / I02.LL.19214



* Code example / Kod örneği:


I02.LL.19214 . 1180 . 035 . 830 . 01
1 2 3 4 5

Suspension Wire
Sarkıtma Teli



Lenght / Uzunluk (A)	CRI	Order Code / Sipariş Kodu	Kelvin	900mm 28W 350mA lm	1180mm 35W 350mA lm	1460mm 43W 350mA lm
900mm - 28W 1180mm - 35W 1460mm - 43W	CRI>80	I02.LL.19214 . (...) . (...) . (...)	2700K	2295	2936	3695
			3000K	2368	3030	3813
			3500K	2405	3077	3872
			4000K	2497	3195	4020
			5000K	2533	3242	4079
	CRI>90	I02.LL.19214 . (...) . (...) . (...)	2700K	1927	2466	3103
			3000K	1983	2537	3192
			3500K	2019	2584	3251
			4000K	2093	2678	3369

Rood Surface Mounted / I02.LL.19224



* Code example / Kod örneği:

I02.LL.19224 . 1180 . 035 . 830 . 01
1 2 3 4 5

Wadge
Takoz



Lenght / Uzunluk (A)	CRI	Order Code / Sipariş Kodu	Kelvin	900mm 28W 350mA lm	1180mm 35W 350mA lm	1460mm 43W 350mA lm
900mm - 28W 1180mm - 35W 1460mm - 43W	CRI>80	I02.LL.19224 . (...) . (...) . (...)	2700K	2295	2936	3695
			3000K	2368	3030	3813
			3500K	2405	3077	3872
			4000K	2497	3195	4020
			5000K	2533	3242	4079
	CRI>90	I02.LL.19224 . (...) . (...) . (...)	2700K	1927	2466	3103
			3000K	1983	2537	3192
			3500K	2019	2584	3251
			4000K	2093	2678	3369

Rood Track Mounted / I02.LL.19234



* Code example / Kod örneği:

I02.LL.19234 . 1180 . 035 . 830 . 01
1 2 3 4 5

Track Adaptor
Ray Soketi



Lenght / Uzunluk (A)	CRI	Order Code / Sipariş Kodu	Kelvin	900mm 28W 350mA lm	1180mm 35W 350mA lm	1460mm 43W 350mA lm
900mm - 28W 1180mm - 35W 1460mm - 43W	CRI>80	I02.LL.19234 . (...) . (...) . (...)	2700K	2295	2936	3695
			3000K	2368	3030	3813
			3500K	2405	3077	3872
			4000K	2497	3195	4020
			5000K	2533	3242	4079
	CRI>90	I02.LL.19234 . (...) . (...) . (...)	2700K	1927	2466	3103
			3000K	1983	2537	3192
			3500K	2019	2584	3251
			4000K	2093	2678	3369

2	Lenght / Uzunluk (A)	3	Watt - Driving Current / Watt - Sürüş Akımı	4		5	Product Color / Ürün Renk		
				CRI / Kelvin					
	900mm	28W	28W (Direct) - 350mA	827	CRI>80 - 2700K	927	CRI>90 - 2700K	01	white
				830	CRI>80 - 3000K	930	CRI>90 - 3000K	02	ral 9010
	1460mm	43W	43W (Direct) - 350mA	835	CRI>80 - 3500K	935	CRI>90 - 3500K	03	black
				840	CRI>80 - 4000K	940	CRI>90 - 4000K	04	gray
				850	CRI>80 - 5000K			05	dark gray
						06	special color		