


# Rood



\* Code example / Kod örneği:

102.LL.19212.1180.035.830.01

- 1- Product code / Armatür kodu
- 2- Length / Uzunluk
- 3- Power / Güç
- 4- CRI / Kelvin
- 5- Colour / Ürün renk
- 6- Control type / Kontrol tipi

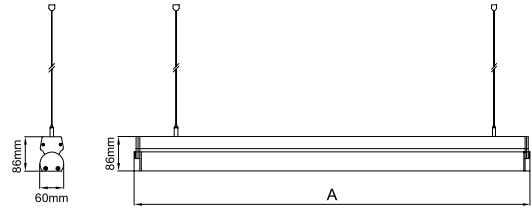
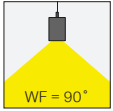


## 5 / Product Color / Ürün Renk



## Technical Drawing / Teknik Çizim

## Beam Angle / Işık Açısı



Product Data / Armatür Data	
Item No / Ürün Kod	102.LL.19212.1180.035.830.01
Family Name / Aile Adı	Rood
Material / Malzeme	Aluminium Profile / Alüminyum Profil
Form / Biçim	Linear Movable / Lineer Hareketli
Profile Width / Profil Geniřlięi	60mm
Profile Height / Profil Yükseklięi	86mm
Installation Type / Kurulum Türü	Suspendant, Surface Mounted and Track Mounted / Sarkıt, Sıvaüstü ve Raya Monteli
Efficiency / Verimlilik	>114lm/W
CRI	80
Light Distribution / Işık Dağılımı	Symmetric Wide Flood / Simetrik Geniş Açılı
Protection Rating / Koruma Sınıfı	20
Lifetime / Armatür Ömrü	L70 / B50 50000 h
Optic / Optik	Parabolic Aluminium Reflector / Parabolik Alüminyum Reflektör

## Rood Suspendant / I02.LL.19212



\* Code example / Kod örneği:


I02.LL.19212 . 1180 . 035 . 830 . 01  
1 2 3 4 5

Suspension Wire  
Sarkıtma Teli



Lenght / Uzunluk (A)	CRI	Order Code / Sipariş Kodu	Kelvin	900mm 28W 350mA lm	1180mm 35W 350mA lm	1460mm 43W 350mA lm
900mm - 28W 1180mm - 35W 1460mm - 43W	CRI>80	I02.LL.19212 . (...) . (...) . (...)	2700K	2884	3674	3492
			3000K	2976	3791	3604
			3500K	3022	3850	3660
			4000K	3138	3997	3800
			5000K	3184	4056	3856
	CRI>90	I02.LL.19212 . (...) . (...) . (...)	2700K	2442	3086	2933
			3000K	2492	3174	3017
			3500K	2538	3233	3073
			4000K	2630	3350	3185

## Rood Surface Mounted / I02.LL.19222



\* Code example / Kod örneği:

I02.LL.19222 . 1180 . 035 . 830 . 01  
1 2 3 4 5

Wadge  
Takoz



Lenght / Uzunluk (A)	CRI	Order Code / Sipariş Kodu	Kelvin	900mm 28W 350mA lm	1180mm 35W 350mA lm	1460mm 43W 350mA lm
900mm - 28W 1180mm - 35W 1460mm - 43W	CRI>80	I02.LL.19222 . (...) . (...) . (...)	2700K	2884	3674	3492
			3000K	2976	3791	3604
			3500K	3022	3850	3660
			4000K	3138	3997	3800
			5000K	3184	4056	3856
	CRI>90	I02.LL.19222 . (...) . (...) . (...)	2700K	2442	3086	2933
			3000K	2492	3174	3017
			3500K	2538	3233	3073
			4000K	2630	3350	3185

## Rood Track Mounted / I02.LL.19232



\* Code example / Kod örneği:

I02.LL.19232 . 1180 . 035 . 830 . 01  
1 2 3 4 5

Track Adaptor  
Ray Soketi



Lenght / Uzunluk (A)	CRI	Order Code / Sipariş Kodu	Kelvin	900mm 28W 350mA lm	1180mm 35W 350mA lm	1460mm 43W 350mA lm
900mm - 28W 1180mm - 35W 1460mm - 43W	CRI>80	I02.LL.19232 . (...) . (...) . (...)	2700K	2884	3674	3492
			3000K	2976	3791	3604
			3500K	3022	3850	3660
			4000K	3138	3997	3800
			5000K	3184	4056	3856
	CRI>90	I02.LL.19232 . (...) . (...) . (...)	2700K	2442	3086	2933
			3000K	2492	3174	3017
			3500K	2538	3233	3073
			4000K	2630	3350	3185

2	Lenght / Uzunluk (A)	3	Watt - Driving Current / Watt - Sürüş Akımı	4		5	Product Color / Ürün Renk		
				CRI / Kelvin					
	900mm	28W	28W (Direct) - 350mA	827	CRI>80 - 2700K	927	CRI>90 - 2700K	01	white
				830	CRI>80 - 3000K	930	CRI>90 - 3000K	02	ral 9010
	1460mm	43W	43W (Direct) - 350mA	835	CRI>80 - 3500K	935	CRI>90 - 3500K	03	black
				840	CRI>80 - 4000K	940	CRI>90 - 4000K	04	gray
				850	CRI>80 - 5000K			05	dark gray
						06	special color		