



* Code example / Kod örneği:

102.LL.19465.1510.052.830.01

1 2 3 4 5

- 1- Product code / Armatür kodu
- 2- Lenght / Uzunluk
- 3- Power / Güç
- 4- CRI / Kelvin
- 5- Colour / Ürün renk
- 6- Control type / Kontrol tipi

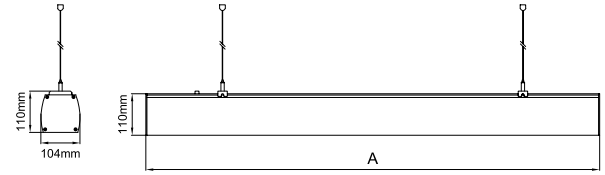
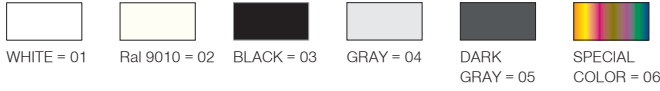
Suspension Cord

Ray Sarkıtma Teli

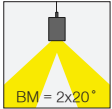


5 / Product Color / Ürün Renk

Technical Drawing / Teknik Çizim



Beam Angle / Işık Açısı



Systema / 102.LL.19465

Lenght / Uzunluk (A)	CRI	Order Code / Sipariş Kodu	Kelvin	52W 300mA lm
1510mm	CRI>80	102.LL.19465 . (...) . (...) . (...) . (...)	2700K	4477
			3000K	4620
			3500K	4692
			4000K	4871
			5000K	4943
	CRI>90	102.LL.19465 . (...) . (...) . (...) . (...)	2700K	3760
			3000K	3868
			3500K	3940
			4000K	4083

Complete Code / Komple Kod	2	3	4		5
	Lenght / Uzunluk (A)	Watt - Driving Current / Watt - Sürüş Akımı	CRI / Kelvin		Product Color / Ürün Renk
	1510mm	52 52W (Direct) - 300mA	827	CRI>80 - 2700K	01 white
			830	CRI>80 - 3000K	02 ral 9010
			835	CRI>80 - 3500K	03 black
			840	CRI>80 - 4000K	04 gray
			850	CRI>80 - 5000K	05 dark gray
			927	CRI>90 - 2700K	06 special color
			930	CRI>90 - 3000K	
			935	CRI>90 - 3500K	
			940	CRI>90 - 4000K	