



# Narrow Suspendant



\* Code example / Kod örneği:

102.LL.19284 . 1140 . 056 . 060 . 830 . 01

- 1- Product code / Armatür kodu
- 2- Length / Uzunluk
- 3- Power / Güç
- 4- Beam Angle / Işık Açısı
- 5- CRI / Kelvin
- 6- Colour / Ürün renk
- 7- Control type / Kontrol tipi

Suspension Cord  
Ray Sarkıtma Teli


Suspension Profile  
Sarkıtma Teli Bağlantı Profili



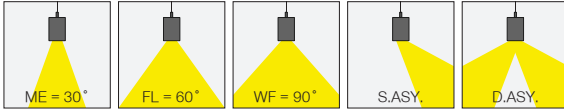
## 6 / Product Color / Ürün Renk



## Technical Drawing / Teknik Çizim



## 4 / Beam Angle / Işık Açısı












Product Data / Armatür Data	
Item No / Ürün Kod	102.LL.19284.1140.056.830.01
Family Name / Aile Adı	Narrow
Material / Malzeme	Aluminium Profile / Alüminyum Profil
Form / Biçim	Linear / Lineer
Profile Width / Profil Genişliği	55mm
Profile Height / Profil Yüksekliği	81mm
Installation Type / Kurulum Türü	Suspendant, Surface Mounted and Track Mounted / Sarkıt, Sıvaüstü ve Raya Monteli
Efficiency / Verimlilik	>107lm/W
CRI	80
Light Distribution / Işık Dağılımı	Medium, Flood, Wide Flood, Single Asymmetric and Double Asymmetric / Orta, Geniş, Çok Geniş, Tek Asimetrik ve Çift Asimetrik
Protection Rating / Koruma Sınıfı	20
Lifetime / Armatür Ömrü	L70 / B50 50000 h
Optic / Optik	Lens Optic / Lens Optik

# Narrow Suspendant

## Narrow Suspendant / 102.LL.19284

Lenght / Uzunluk (A)	CRI	Order Code / Sipariş Kodu	Kelvin	19.5W 250mA lm	27W 350mA lm	39W 500mA lm	56W 700mA lm
1140mm	CRI>80	102.LL.19284 . (...) . (...) . (...) . (...)	2700K	2179	2974	4116	5343
			3000K	2249	3069	4247	5691
			3500K	2283	3117	4313	5779
			4000K	2371	3236	4478	6000
			5000K	2406	3283	4544	6088
	CRI>90	102.LL.19284 . (...) . (...) . (...) . (...)	2700K	1830	2498	3457	4632
			3000K	1883	2570	3556	4765
			3500K	1917	2617	3622	4853
			4000K	1987	2712	3753	5029
Lenght / Uzunluk (A)	CRI	Order Code / Sipariş Kodu	Kelvin	29W 250mA lm	41W 350mA lm	58W 500mA lm	82W 700mA lm
1700mm	CRI>80	102.LL.19284 . (...) . (...) . (...) . (...)	2700K	3211	4378	6067	8125
			3000K	3314	4518	6261	8385
			3500K	3365	4588	6358	8515
			4000K	3494	4763	6601	8840
			5000K	3545	4833	6698	8970
	CRI>90	102.LL.19284 . (...) . (...) . (...) . (...)	2700K	2697	3677	5096	6825
			3000K	2774	3782	5242	7020
			3500K	2826	3852	5339	7150
			4000K	2929	3992	5533	7410
Lenght / Uzunluk (A)	CRI	Order Code / Sipariş Kodu	Kelvin	39W 250mA lm	51W 350mA lm	78W 500mA lm	109W 700mA lm
2260mm	CRI>80	102.LL.19284 . (...) . (...) . (...) . (...)	2700K	4356	5937	8228	11020
			3000K	4495	6127	8491	11372
			3500K	4565	6221	8623	11549
			4000K	4739	6459	8952	11989
			5000K	4809	6554	9084	12166
	CRI>90	102.LL.19284 . (...) . (...) . (...) . (...)	2700K	3658	4986	6911	9256
			3000K	3763	5129	7109	9521
			3500K	3833	5224	7241	9697
			4000K	3972	5414	7504	10050

2	Lenght / Uzunluk (A)	3	Watt - Driving Current / Watt - Sürüş Akımı	4	Beam Angle / Işık Açısı	5		6	Product Color / Ürün Renk							
						CRI / Kelvin										
Complete Code / Komple Kod	1140mm	19.5W 27W 39W 56W	19.5W (Direct) - 250mA 27W (Direct) - 350mA 39W (Direct) - 500mA 56W (Direct) - 700mA		ME	30° - Medium	827	CRI>80 - 2700K	927	CRI>90 - 2700K		01	white			
							830	CRI>80 - 3000K	930	CRI>90 - 3000K		02	ral 9010			
				1700mm	29W 41W 58W 82W	29W (Direct) - 250mA 41W (Direct) - 350mA 58W (Direct) - 500mA 82W (Direct) - 700mA		WF	90° - Wide Flood	835	CRI>80 - 3500K	935	CRI>90 - 3500K		03	black
										840	CRI>80 - 4000K	940	CRI>90 - 4000K		04	gray
	2260mm	39W 51W 78W 109W	39W (Direct) - 250mA 51W (Direct) - 350mA 78W (Direct) - 500mA 109W (Direct) - 700mA		D.ASY	Double Asymmetric	850	CRI>80 - 5000K				05	dark gray			
												06	special color			