


Narrow Suspendant



* Code example / Kod örneği:

102.LL.19184.1150.033.100.830.01

- 1- Product code / Armatür kodu
- 2- Length / Uzunluk
- 3- Power / Güç
- 4- Beam Angle / Işık Açısı
- 5- CRI / Kelvin
- 6- Colour / Ürün renk
- 7- Control type / Kontrol tipi

Suspension Cord
Ray Sarkıtma Teli


Suspension Profile
Sarkıtma Teli Bağlantı Profili



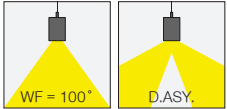
6 / Product Color / Ürün Renk



Technical Drawing / Teknik Çizim



4 / Beam Angle / Işık Açısı











| Product Data / Armatür Data | |
|------------------------------------|---|
| Item No / Ürün Kod | 102.LL.19184.1150.033.830.01 |
| Family Name / Aile Adı | Narrow |
| Material / Malzeme | Aluminium Profile / Alüminyum Profil |
| Form / Biçim | Linear / Lineer |
| Profile Width / Profil Genişliği | 55mm |
| Profile Height / Profil Yüksekliği | 81mm |
| Installation Type / Kurulum Türü | Suspendant, Surface Mounted and Track Mounted / Sarkıt, Sıvaüstü ve Raya Monteli |
| Efficiency / Verimlilik | >96lm/W |
| CRI | 80 |
| Light Distribution / Işık Dağılımı | Symmetric Wide Flood and Double Asymmetric / Simetrik Geniş Açılı veya Çift Asimetrik |
| Protection Rating / Koruma Sınıfı | 20 |
| Lifetime / Armatür Ömrü | L70 / B50 50000 h |
| Optic / Optik | Extruded Lens Optic / Extrüzyon Lens Optik |

Narrow Suspendant

Narrow Suspendant / 102.LL.19184

| Lenght / Uzunluk (A) | CRI | Order Code / Sipariş Kodu | Kelvin | 20W 250mA lm | 25W 350mA lm |
|----------------------|--------|--|--------|--------------|--------------|
| 870mm | CRI>80 | 102.LL.19184 . (...) . (...) . (...) . (...) | 2700K | 1763 | 2368 |
| | | | 3000K | 1820 | 2444 |
| | | | 3500K | 1848 | 2482 |
| | | | 4000K | 1919 | 2557 |
| | | | 5000K | 1947 | 2615 |
| | CRI>90 | 102.LL.19184 . (...) . (...) . (...) . (...) | 2700K | 1481 | 1989 |
| | | | 3000K | 1524 | 2046 |
| | | | 3500K | 1497 | 2084 |
| | | | 4000K | 1608 | 2160 |
| | | | | | |
| Lenght / Uzunluk (A) | CRI | Order Code / Sipariş Kodu | Kelvin | 24W 250mA lm | 33W 350mA lm |
| 1150mm | CRI>80 | 102.LL.19184 . (...) . (...) . (...) . (...) | 2700K | 2145 | 3014 |
| | | | 3000K | 2214 | 3111 |
| | | | 3500K | 2248 | 3159 |
| | | | 4000K | 2334 | 3280 |
| | | | 5000K | 2368 | 3328 |
| | CRI>90 | 102.LL.19184 . (...) . (...) . (...) . (...) | 2700K | 1802 | 2532 |
| | | | 3000K | 1853 | 2512 |
| | | | 3500K | 1887 | 2653 |
| | | | 4000K | 1956 | 2749 |
| | | | | | |
| Lenght / Uzunluk (A) | CRI | Order Code / Sipariş Kodu | Kelvin | 30W 250mA lm | 43W 350mA lm |
| 1430mm | CRI>80 | 102.LL.19184 . (...) . (...) . (...) . (...) | 2700K | 2740 | 3886 |
| | | | 3000K | 2827 | 4010 |
| | | | 3500K | 2871 | 4072 |
| | | | 4000K | 2981 | 4228 |
| | | | 5000K | 3025 | 4290 |
| | CRI>90 | 102.LL.19184 . (...) . (...) . (...) . (...) | 2700K | 2301 | 3264 |
| | | | 3000K | 2367 | 3357 |
| | | | 3500K | 2411 | 3420 |
| | | | 4000K | 2498 | 3544 |
| | | | | | |
| Lenght / Uzunluk (A) | CRI | Order Code / Sipariş Kodu | Kelvin | 36W 250mA lm | 51W 350mA lm |
| 1710mm | CRI>80 | 102.LL.19184 . (...) . (...) . (...) . (...) | 2700K | 3358 | 4742 |
| | | | 3000K | 3466 | 4893 |
| | | | 3500K | 3519 | 4793 |
| | | | 4000K | 3654 | 5159 |
| | | | 5000K | 3708 | 5235 |
| | CRI>90 | 102.LL.19184 . (...) . (...) . (...) . (...) | 2700K | 2821 | 3983 |
| | | | 3000K | 2902 | 4097 |
| | | | 3500K | 2850 | 4173 |
| | | | 4000K | 3063 | 4324 |
| | | | | | |

| 2 | Lenght / Uzunluk (A) | 3 | Watt - Driving Current / Watt - Sürüş Akımı | 4 | Beam Angle / Işık Açısı | 5 | | 6 | Product Color / Ürün Renk | | | | |
|----------------------------|----------------------|------------|--|---|-------------------------|-------------------|-----|----------------|---------------------------|----------------|---|----|---------------|
| | | | | | | CRI / Kelvin | | | | | | | |
| Complete Code / Komple Kod | 870mm | 20W 25W | 20W (Direct) - 250mA 25W (Direct) - 350mA |  | WF | 100° - Wide Flood | 827 | CRI>80 - 2700K | 927 | CRI>90 - 2700K |  | 01 | white |
| | | | | | | | 830 | CRI>80 - 3000K | 930 | CRI>90 - 3000K |  | 02 | ral 9010 |
| | 1150mm | 24W 33W | 24W (Direct) - 250mA 33W (Direct) - 350mA |  | D.ASY. | Double Asymmetric | 835 | CRI>80 - 3500K | 935 | CRI>90 - 3500K |  | 03 | black |
| | | | | | | | 840 | CRI>80 - 4000K | 940 | CRI>90 - 4000K |  | 04 | gray |
| | 1430mm | 30W 43W | 30W (Direct) - 250mA 43W (Direct) - 350mA | | | | 850 | CRI>80 - 5000K | | |  | 05 | dark gray |
| | | | | | | | | | | |  | 06 | special color |
| | 1710mm | 36W 51W | 36W (Direct) - 250mA 51W (Direct) - 350mA | | | | | | | | | | |
| | | | | | | | | | | | | | |