









Pars Line Suspendant

Pars Line Suspendant / I02.LL.19900

Lenght / Uzunluk (A)	CRI	Order Code / Sipariş Kodu	Kelvin	17W 250mA lm	23W 350mA lm	32W 500mA lm
626mm	CRI>80	I02.LL.19900 . (...) . (...) . (...) . (...)	2700K	1729	2390	3257
			3000K	1784	2466	3362
			3500K	1819	2515	3428
			4000K	1856	2566	3497
			5000K	1912	2644	3603
	CRI>90	I02.LL.19900 . (...) . (...) . (...) . (...)	2700K	1607	2222	3029
			3000K	1658	2292	3124
			3500K	1691	2338	3187
			4000K	1726	2387	3253
Lenght / Uzunluk (A)	CRI	Order Code / Sipariş Kodu	Kelvin	20W 250mA lm	28W 350mA lm	39.5W 500mA lm
781mm	CRI>80	I02.LL.19900 . (...) . (...) . (...) . (...)	2700K	2161	2988	4072
			3000K	2230	3084	4203
			3500K	2274	3145	4286
			4000K	2320	3208	4372
			5000K	2390	3305	4504
	CRI>90	I02.LL.19900 . (...) . (...) . (...) . (...)	2700K	2009	2778	3787
			3000K	2073	2866	3906
			3500K	2114	2923	3984
			4000K	2158	2984	4067
Lenght / Uzunluk (A)	CRI	Order Code / Sipariş Kodu	Kelvin	24W 250mA lm	33.5W 350mA lm	47W 500mA lm
936mm	CRI>80	I02.LL.19900 . (...) . (...) . (...) . (...)	2700K	2593	3585	4887
			3000K	2676	3700	5043
			3500K	2729	3773	5143
			4000K	2784	3849	5246
			5000K	2868	3966	5405
	CRI>90	I02.LL.19900 . (...) . (...) . (...) . (...)	2700K	2411	3334	4544
			3000K	2487	3439	4687
			3500K	2537	3507	4781
			4000K	2590	3581	4880
Lenght / Uzunluk (A)	CRI	Order Code / Sipariş Kodu	Kelvin	28W 250mA lm	39W 350mA lm	54W 500mA lm
1091mm	CRI>80	I02.LL.19900 . (...) . (...) . (...) . (...)	2700K	3111	4300	5865
			3000K	3211	4440	6050
			3500K	3275	4530	6170
			4000K	3340	4620	6295
			5000K	3440	4760	6485
	CRI>90	I02.LL.19900 . (...) . (...) . (...) . (...)	2700K	2895	4000	5450
			3000K	2985	4125	5625
			3500K	3045	4200	5735
			4000K	3108	4300	5855

2	Lenght / Uzunluk (A)	3	Watt - Driving Current / Watt - Sürüş Akımı	4	Beam Angle / Işık Açısı	5		6	Product Color / Ürün Renk	
						CRI / Kelvin				
Complete Code / Komple Kod	626mm	17W 23W 32W	17W (Direct) - 250mA 23W (Direct) - 350mA 32W (Direct) - 500mA	 ME	30° - Medium	827	CRI>80 - 2700K	927	CRI>90 - 2700K	 01 white
						830	CRI>80 - 3000K	930	CRI>90 - 3000K	 02 ral 9010
						835	CRI>80 - 3500K	935	CRI>90 - 3500K	 03 black
						840	CRI>80 - 4000K	940	CRI>90 - 4000K	 04 gray
						850	CRI>80 - 5000K			 05 dark gray
	781mm	20W 28W 39.5W	20W (Direct) - 250mA 28W (Direct) - 350mA 39.5W (Direct) - 500mA	 WF	60° - Wide Flood					 06 special color
936mm	24W 33.5W 47W	24W (Direct) - 250mA 33.5W (Direct) - 350mA 47W (Direct) - 500mA								
1091mm	28W 39W 54W	28W (Direct) - 250mA 39W (Direct) - 350mA 54W (Direct) - 500mA								