


# Lumea Downlight

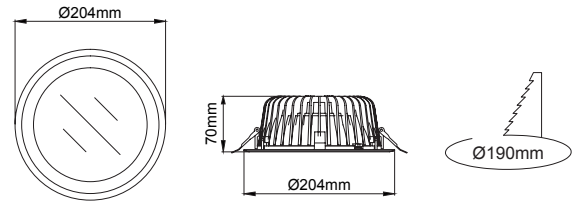
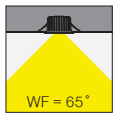


## 5 / Product Color / Ürün Renk



## Technical Drawing / Teknik Çizim

## 4 / Angle / Açı



\* See page 705 for ldt files. / Işık eğrileri için sayfa 705 bakınız.

## Lumea Downlight / 102.PLR.15065



\* Code example / Kod örneği:  
102.PLR.15065 . 24 . 827 . WF . 01

- 1- Product code / Armatür kodu
- 2- Power / Güç
- 3- CRI / Kelvin
- 4- Reflector angle / Reflektör açısı
- 5- Colour / Ürün renk

Power / Güç	CRI	Order Code / Sipariş Kodu	Kelvin	Lümen T <sub>c</sub> =50° Lümen
24W	CRI>80	102.PLR.15065 . (..) . (...) . (..) . (..)	2700K	2395
			3000K	2470
			3500K	2520
			4000K	2571
			5000K	2650
	CRI>90	102.PLR.15065 . (..) . (...) . (..) . (..)	2700K	2230
			3000K	2300
			3500K	2345
			4000K	2390
			5000K	X
CRI>98	102.PLR.15065 . (..) . (...) . (..) . (..)	2700K	X	
		3000K	X	
		4000K	X	

2	3	4	5
Watt - Driving Current / Watt - Sürüş Akımı	CRI / Kelvin	Reflector Angle / Reflektör Açısı	Product Color / Ürün Renk
24 24W - 600mA	827 CRI>80 - 2700K	WF 65° - Wide Flood	01 white
21 21W - 500mA	927 CRI>90 - 2700K		02 ral 9010
	830 CRI>80 - 3000K		03 black
	835 CRI>80 - 3500K		04 gray
	840 CRI>80 - 4000K		05 dark gray
	850 CRI>80 - 5000K		06 special color